VERS-ENCAPSULATED (06) RGBW

24VDC Linear Fixtures - Surface & Recessed



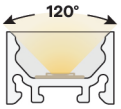

- Wet-rated VERSatile fixture encapsulated in polyurethane
- The polyurethane encapsulation provides optimal delivered lumens
- Features integrated metal endcaps
- Mounting options include a concealed or magnetic clip
- With an internal White Optics coating, the fixture achieves greater lumen output
- Durable anodized aluminum housings
- Consult factory for field assembly options
- Optional external louver accessory available in white or black for added glare control

1 PRODUCT	2 WATTS/FT	3 CCT	4 RATED	5 LENS	6 EXTERNAL LOUVER	7 WIRE IN/OUT	8 CONN/WIRE IN	9 CONN/WIRE OUT	10 END CAP IN	11 END CAP OUT	12 WIRE COLOR	13 WIRE TYPE	14 MOUNTING	15 FINISH	16 LENGTH (IN)	17 EXACT/OPTIMAL
VERS-06-RGBW			ENC										CC			

Sample Part Number: **VERS-06-RGBW-6.0-30-ENC-ENC/TL-L1-BK-P1-BW-BW-STD-STD-BK-CL2-CC-BK-48"-E**

1 PRODUCT

VERS-06-RGBW

See following pages for compatible power supplies.

2 WATTS/FT

6.0 6.0W/ft

4.0HE 4.0W/ft HE

3 CCT

27 RGBW-2700K
30 RGBW-3000K

27 RGBW-2700K
30 RGBW-3000K
35 RGBW-3500K
40 RGBW-4000K

4 RATED

ENC IP67

5 LENS

ENC/CL Encapsulated in Clear
ENC/TL Encapsulated in Translucent

For representation of LED visibility, see Diode Visibility section on following pages.
For beam angles, see Photometric Performance section on following pages

6 EXTERNAL LOUVER

L1-WH White Plastic
L1-BK Black Plastic
L2-ST Satin Anodized Aluminum
L2-BK Black Anodized Aluminum
L2-WH White Powder Coated Aluminum
N/A No Louver

Plastic Louvers come in 12" lengths, multiple pieces will be used to match fixture length. Aluminum louvers come in maximum 98" lengths and will be cut to match fixture length. White and custom painted finishes are not compatible with L2 external louvers.

7 WIRE IN/OUT

S1 Single 1 - End Feed
S2 Single 2 - Bottom Feed
S3 Single 3 - Left Side Feed
S4 Single 4 - Right Side Feed

P1 Pass Through 1 - End Feed
P2 Pass Through 2 - Bottom Feed
P3 Pass Through 3 - Left Side Feed
P4 Pass Through 4 - Right Side Feed

P2, P3, P4 options not compatible with external louver

8 CONN/WIRE IN

BW Bare Wire (Standard 36")
CON6 Connector 6"
CON24 Connector 24"

BW: Standard length is 36", Max length is 120". Request custom length by writing in part number next to BW (example: BW48)

BW Bare Wire (Standard 36")
CON6 Connector 6"
CON24 Connector 24"

BW: Standard length is 36", Max length is 120". Request custom length by writing in part number next to BW (example: BW48)

9 CONN/WIRE OUT

CLS Closed End (No feed)

BW Bare Wire (Standard 36")
CON6 Connector 6"
CON24 Connector 24"

BW: Standard length is 36", Max length is 120". Request custom length by writing in part number next to BW (example: BW48)

10 END CAP IN

STD Standard
CL Clear

STD - End cap matches fixture finish chosen
Select CL for continuous runs

11 END CAP OUT

STD Standard
CL Clear

STD - End cap matches fixture finish chosen
Select CL for continuous runs

12 WIRE COLOR

WH White
BK Black

13 WIRE TYPE

CL2 Class 2
CL2P Plenum Rated

CL2P only available with bare wire leads (BW)

14 MOUNTING

CC Concealed Clip

15 FINISH

ST Satin
BK Black
BZ Bronze
WH White
CU Custom

White and custom finishes are incompatible with external louvers; custom finishes have longer lead times. Non-RAL 9003 whites custom.

16 LENGTH (IN)

Minimum length is 12", maximum length is 98" not including end caps. Contact us for lengths under 12".

17 EXACT/OPTIMAL

O Optimal Illumination
E Exact Specified Length

Exact fixtures match the exact length you specify, but they may have dim spots at the ends. Optimal fixtures are slightly shorter than the length specified, but provide full illumination from end to end. See Exact/Optimal Fixture Length charts.

5 year warranty | Warranty only valid with QTL power supplies | Field modifications void warranty | Data subject to change, all data has +/- 5% tolerance

© 2026 QTL. All rights reserved | 155 Hill St. Milford, CT 06460 | 203-367-8777 | sales@QTL.lighting | www.QTL.lighting

VERS-ENCAPSULATED (06) RGBW

24VDC Linear Fixtures - Surface & Recessed

1 PRODUCT - DIMENSIONS

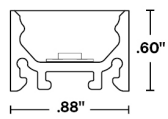

Profile

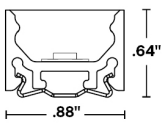

Profile with concealed clip

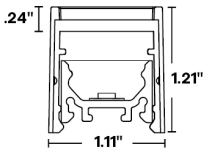

Profile with Louver

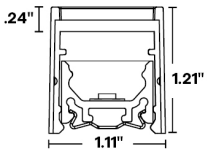

Profile with concealed clip and louver

2 DELIVERED LUMENS

[Calculated L70 = 40000 hrs]
Tested with VERS-06-RGBW-**-**-ENC

	6.0 W/FT								4.0HE W/FT							
	3000K		Red		Green		Blue		3000K		Red		Green		Blue	
	LM/FT	CRI	LM/FT	Wavelength	LM/FT	Wavelength	LM/FT	Wavelength	LM/FT	CRI	LM/FT	Wavelength	LM/FT	Wavelength	LM/FT	Wavelength
ENC/CL	115	92	35	630	99	514	31	466	66	97	33	629	120	519	26	465
ENC/TL	104	93	32	633	87	512	28	464	53	97	27	629	94	520	21	465

5 DIODE VISIBILITY



PHOTOMETRIC PERFORMANCE

Nominal beam spread shown, beam spread varies based on light engine. For more detailed information, see photometric data.

6W/ft ENC/CL

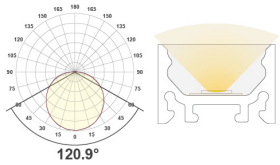

© 2026 QTL. All rights reserved | 155 Hill St. Milford, CT 06460 | 203-367-8777 | sales@QTL.lighting | www.QTL.lighting

VERS-ENCAPSULATED (06) RGBW

24VDC Linear Fixtures - Surface & Recessed

6 EXTERNAL LOUVER

PLASTIC

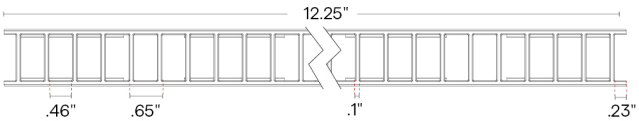

L1-XX

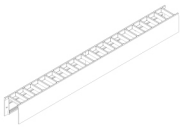

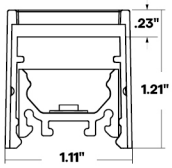

Profile with plastic louver

Lumen Multiplier

WH	BK
0.65	0.40

METAL

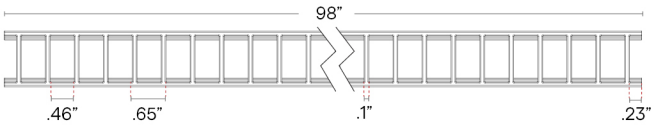

L2-XX

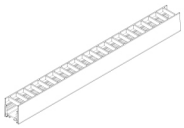

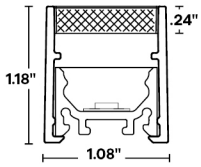

Profile with metal louver

Lumen Multiplier

WH	BK	ST
0.67	0.40	0.62

TEMPERATURE RATINGS

	6.0 W/FT		4.0 HE W/FT	
	Min	Max	Min	Max
Ambient Operating Temp - Surface	-4°F	100°F	-4°F	110°F

7 WIRE INPUT/OUTPUT

SINGLE (Input only)

S1

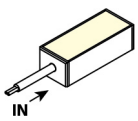

End Feed

S2

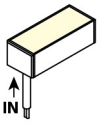

Bottom Feed

S3

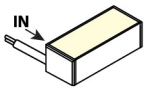

Side Feed - Left

S4

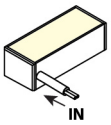

Side Feed - Right

PASS THROUGH (Input/Output)

P1

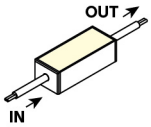

End Feed

P2

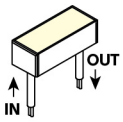

Bottom Feed

P3

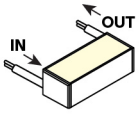

Side Feed - Left

P4

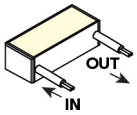

Side Feed - Right

© 2026 QTL. All rights reserved | 155 Hill St. Milford, CT 06460 | 203-367-8777 | sales@QTL.lighting | www.QTL.lighting

VERS-ENCAPSULATED (06) RGBW

24VDC Linear Fixtures - Surface & Recessed

CONFIGURATION OPTIONS

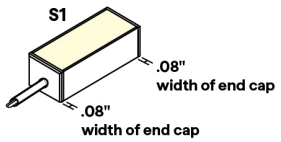

Single End Feed

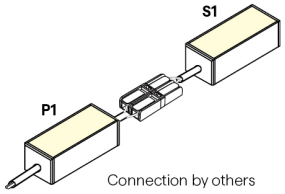

Connection by others

Non-Continuous End Feed

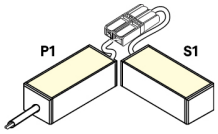

Connection by others

Non-Continuous Corner Feed

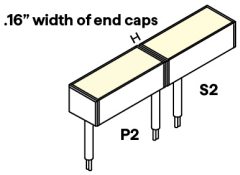

Continuous Bottom Feed

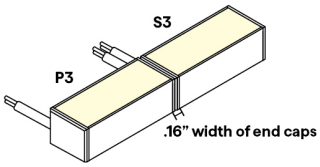

Continuous Side Feed - Left

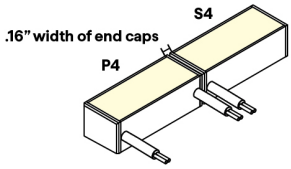

Continuous Side Feed - Right

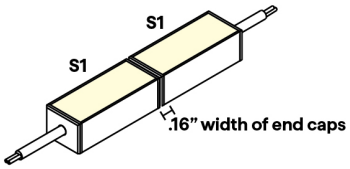

Continuous End to End Feed

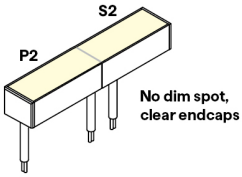

Continuous Bottom Feed

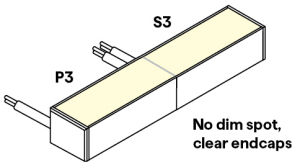

Continuous Side Feed - Left

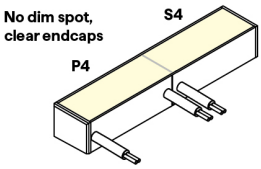

Continuous Side Feed - Right

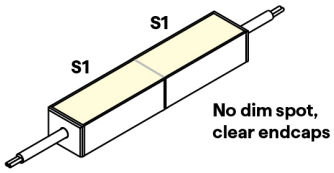

Continuous End to End Feed

8/9 CONNECTOR/WIRE – IN/OUT

Connector/Wire In or Out not needed to specify product.

BW

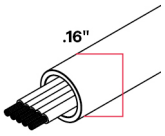

Bare Wire 36"
22 AWG

CON6/CON24

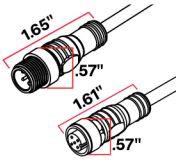

6" or 24" Overall
Wire Connector | 24 AWG
IP67 Rated, UL Listed

10/11 END CAP – IN/OUT

STD



End cap matches fixture finish chosen

CL



Clear end cap

12 WIRE COLOR



White

Black

© 2026 QTL. All rights reserved | 155 Hill St. Milford, CT 06460 | 203-367-8777 | sales@QTL.lighting | www.QTL.lighting

VERS-ENCAPSULATED (06) RGBW

24VDC Linear Fixtures - Surface & Recessed

14 MOUNTING

CC
(CC-01)

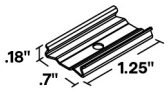

Concealed Clip

2 pieces of hardware provided for 4' or less; 4 pieces of hardware provided for greater than 4'

To order separately use CC-01 (sold in pairs)

Each clips comes with a #4 x 5/8" Flat Head screw.

CC
(CC-02)

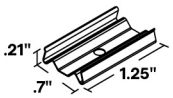

Louver Concealed Clip
Required if L1 or L2 Louver is selected

2 pieces of hardware provided for 4' or less; 4 pieces of hardware provided for greater than 4'

To order separately use CC-02 (sold in pairs)

Each clips comes with a #4 x 5/8" Flat Head screw.

15 FINISH

- Satin
- Black
- Bronze
- White

Custom finishes require a longer lead time, consult factory

15 EXACT/OPTIMAL FIXTURE LENGTH

E/O Length Calculator → E/O Explained →

Exact fixtures are the exact length specified. Optimal fixtures' length is rounded down based on LED cut points to allow the fixture to be illuminated end to end. For runs with multiple fixtures that need to fill a specific length, it's recommended to order all optimal fixtures with an exact fixture at the end of the run.

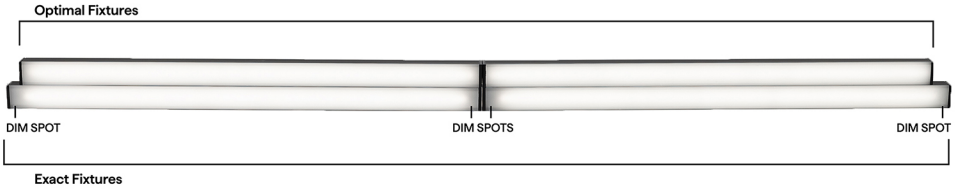

© 2026 QTL. All rights reserved | 155 Hill St. Milford, CT 06460 | 203-367-8777 | sales@QTL.lighting | www.QTL.lighting

VERS-ENCAPSULATED (06) RGBW

24VDC Linear Fixtures - Surface & Recessed

RGBW-HE ENC LENGTHS BY INCH

EXACT LENGTH

Requested Length	Potential dim spot on either end of a S1 fixture
12"	1"
13"	0.5"
14"	1"
15"	0.5"
16"	1"
17"	0.5"
18"	1"
19"	0.5"
20"	1"
21"	0.5"
22"	1"
23"	0.5"
24"	1"
36"	1"
48"	1"
60"	1"
72"	1"
84"	1"
96"	1"

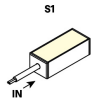

End Feed

OPTIMAL LENGTH

Requested Nominal Length	S1 & S2		P1 & P2		S3 & S4		P3 & P4	
	S1	S2	P1	P2	S3	S4	P3	P4
	End Feed	Bottom Feed	End Feed	Bottom Feed	Side Feed - Left	Side Feed - Right	Side Feed - Left	Side Feed - Right
12"	10.59"		10.94"		10.49"		10.59"	
13"	12.59"		12.94"		12.49"		12.59"	
14"	12.59"		12.94"		12.49"		12.59"	
15"	14.59"		14.94"		14.49"		14.59"	
16"	14.59"		14.94"		14.49"		14.59"	
17"	16.59"		16.94"		16.49"		16.59"	
18"	16.59"		16.94"		16.49"		16.59"	
19"	18.59"		18.94"		18.49"		18.59"	
20"	18.59"		18.94"		18.49"		18.59"	
21"	20.59"		20.94"		20.49"		20.59"	
22"	20.59"		20.94"		20.49"		20.59"	
23"	22.59"		22.94"		22.49"		22.59"	
24"	22.59"		22.94"		22.49"		22.59"	
36"	34.59"		34.94"		34.49"		34.59"	
48"	46.59"		46.94"		46.49"		46.59"	
60"	58.59"		58.94"		58.49"		58.59"	
72"	70.59"		70.94"		70.49"		70.59"	
84"	82.59"		82.94"		82.49"		82.59"	
96"	94.59"		94.94"		94.49"		94.59"	

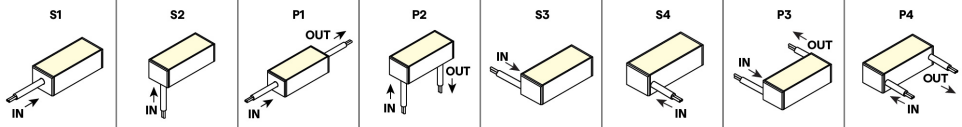

RGBW ENC LENGTHS BY INCH

EXACT LENGTH

Requested Length	Potential dim spot on either end of a S1 fixture
12"	2"
13"	0.5"
14"	1"
15"	1.5"
16"	2"
17"	0.5"
18"	1"
19"	1.5"
20"	2"
21"	0.5"
22"	1"
23"	1.5"
24"	2"
36"	2"
48"	2"
60"	2"
72"	2"
84"	2"
96"	2"

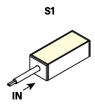

End Feed

OPTIMAL LENGTH

Requested Nominal Length	S1 & S2		P1 & P2		S3 & S4		P3 & P4	
	S1	S2	P1	P2	S3	S4	P3	P4
	End Feed	Bottom Feed	End Feed	Bottom Feed	Side Feed - Left	Side Feed - Right	Side Feed - Left	Side Feed - Right
12"	8.59"		8.94"		8.49"		8.59"	
13"	12.59"		12.94"		12.49"		12.59"	
14"	12.59"		12.94"		12.49"		12.59"	
15"	12.59"		12.94"		12.49"		12.59"	
16"	12.59"		12.94"		12.49"		12.59"	
17"	16.59"		16.94"		16.49"		16.59"	
18"	16.59"		16.94"		16.49"		16.59"	
19"	16.59"		16.94"		16.49"		16.59"	
20"	16.59"		16.94"		16.49"		16.59"	
21"	20.59"		20.94"		20.49"		20.59"	
22"	20.59"		20.94"		20.49"		20.59"	
23"	20.59"		20.94"		20.49"		20.59"	
24"	20.59"		20.94"		20.49"		20.59"	
36"	32.59"		32.94"		32.49"		32.59"	
48"	44.59"		44.94"		44.49"		44.59"	
60"	56.59"		56.94"		56.49"		56.59"	
72"	68.59"		68.94"		68.49"		68.59"	
84"	80.59"		80.94"		80.49"		80.59"	
96"	92.59"		92.94"		92.49"		92.59"	

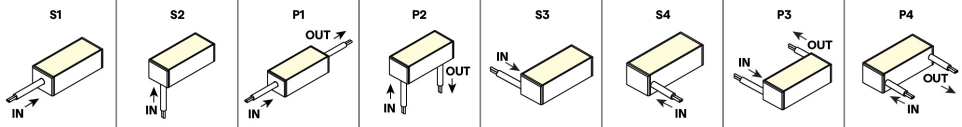

© 2026 QTL. All rights reserved | 155 Hill St. Milford, CT 06460 | 203-367-8777 | sales@QTL.lighting | www.QTL.lighting

VERS-ENCAPSULATED (06) RGBW

24VDC Linear Fixtures - Surface & Recessed

COMPATIBLE POWER SUPPLIES

See power supplies cut sheets for more information. Data subject to change, all data has +/- 5% tolerance.

DIM TO LEVEL	INDOOR	OUTDOOR
	RGBW, RGBW-HE	RGBW, RGBW-HE
0.1%	QT-CAB-eLED+DALI-DT8 QT-CAB-eLED+DMX QTM-eLED+DALI-DT8 QTM-eLED+DMX QZ-DMX	Q-SET-QZ-DMX QOM-eLED+DALI-DT8 QOM-eLED+DMX QOM-eLED+PS-DALI-DT8 QZ-DMX
1%	QZ-DALI-DT8	Q-SET+QZ-DALI-DT8 QZ-DALI-DT8
10%	Non-Dim Power Supply with RGBW App Dongle	

DIMMING PROTOCOL	INDOOR	OUTDOOR
	RGBW, RGBW-HE	RGBW, RGBW-HE
DMX	QTM-eLED+DMX QZ-DMX	Q-SET-QZ-DMX QOM-eLED+DMX QZ-DMX
DALI-2: DT8	QT-CAB-eLED+DALI-DT8 QTM-eLED+DALI-DT8 QZ-DALI-DT8	Q-SET+QZ-DALI-DT8 QOM-eLED+DALI-DT8 QZ-DALI-DT8
SCENE App Dimmed	Non-Dim Power Supply with RGBW App Dongle	

COMPATIBLE MOUNTING ACCESSORIES

HINGE - HMB-M

Adjustable mounting bracket - Medium

HINGE - HMB-L



Adjustable mounting bracket - Large

HINGE - HMB-XL

Adjustable mounting bracket - XLarge

Q-PIVOT

Small mounting accessory

Q-ANGLE

Adjustable mounting accessory

NJ-LARGE



J Mounting Bracket

NU-LARGE

U Mounting Bracket

SD-J-LARGE



J Mounting Bracket

BL-LARGE



Backwards L Mounting Bracket

NL-LARGE



L Mounting Bracket

SD-L-LARGE

L Mounting Bracket

COMPATIBLE WIRING ACCESSORIES

Q-mini-J5



UL Listed, miniature junction box, DRY/DMP (WET rated with silicone)

© 2026 QTL. All rights reserved | 155 Hill St. Milford, CT 06460 | 203-367-8777 | sales@QTL.lighting | www.QTL.lighting

COMPATIBLE CONTROL ACCESSORIES

SCENE APP DONGLE

Wi-Fi or Bluetooth Connectivity

COMPATIBLE APPS

NFC APP

Read and write DMX addresses and adjust voltage

© 2026 QTL. All rights reserved | 155 Hill St. Milford, CT 06460 | 203-367-8777 | sales@QTL.lighting | www.QTL.lighting